



C_THR81_2311

SAP SF EC Certification Questions & Answers



<https://www.erpprep.com/sap-cloud-certification/sap-successfactors-employee-central-sf-ec>

C_THR81_2311

SAP Certified Application Associate - SAP SuccessFactors Employee Central Core 2H/2023

80 Questions Exam – 69% Cut Score – Duration of 180 minutes

C_THR81_2311 Practice Test

ERPPrep.com's C_THR81_2311 PDF is a comprehensive compilation of questions and answers that have been developed by our team of SAP SF EC experts and experienced professionals. To prepare for the actual exam, all you need is to study the content of this exam questions. You can identify the weak area with our premium C_THR81_2311 practice exams and help you to provide more focus on each syllabus topic covered. This method will help you to boost your confidence to pass the SAP SF EC certification with a better score.

C_THR81_2311 Questions and Answers Set

Question: 1

Which person objects support country-specific fields?

There are 2 correct answers for this question.

- a) nationalIDcard
- b) personInfo
- c) globalInfo
- d) emailInfo

Answer: a, c

Question: 2

As part of the implementation team, you are assigned to create the business rules to automate the customer's processes. The customer's requirements are as follows:

- Raise an error message when Job Relationship information is left blank during the new hire process.
- Create a cross-entity rule that will add a monthly car allowance of \$500 when employees are transferred to another location.
- Raise an error message when users outside of the System Administrators permission group try to predate Address change 3 months past.

Which business rule scenarios will you use to raise the error message in Addresses?

There are 2 correct answers to this question.

- a) Trigger Rules to Validate HRIS Elements
- b) Trigger onSave Rules for HRIS Elements
- c) Trigger onChange Rules for HRIS Elements
- d) Basic Rule scenario

Answer: a, d

Question: 3

As part of the implementation team, you are assigned to create the business rules to automate the customer's processes. The customer's requirements are as follows:

- Raise an error message when Job Relationship information is left blank during the new hire process.
- Create a cross-entity rule that will add a monthly car allowance of \$500 when employees are transferred to another location.
- Raise an error message when users outside of the System Administrators permission group try to predate Address change 3 months past.

Which rule would meet the requirement for the address change process?

Please choose the correct answer.

a)

 If

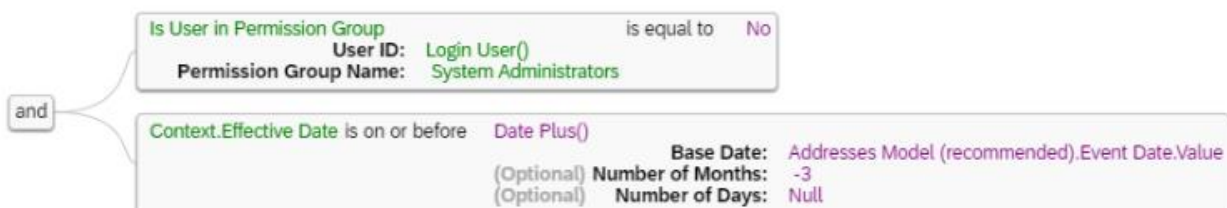


Then

Raise Message "ErrorAddressChange" with Error severity
Address Change cannot be older than 3 months

b)

 If

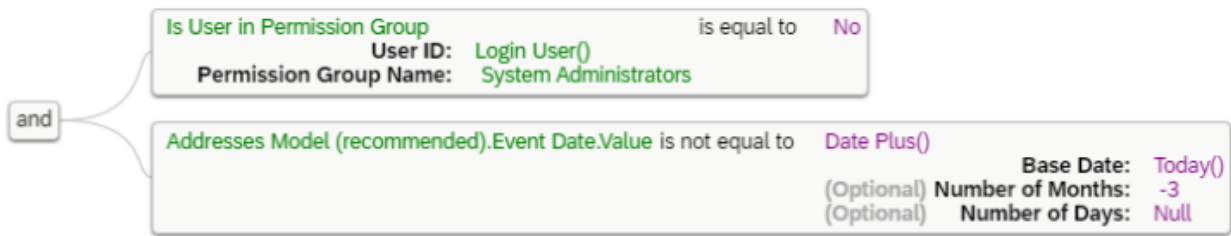


Then

Raise Message "ErrorAddressChange" with Error severity
Address Change cannot be older than 3 months

c)

If

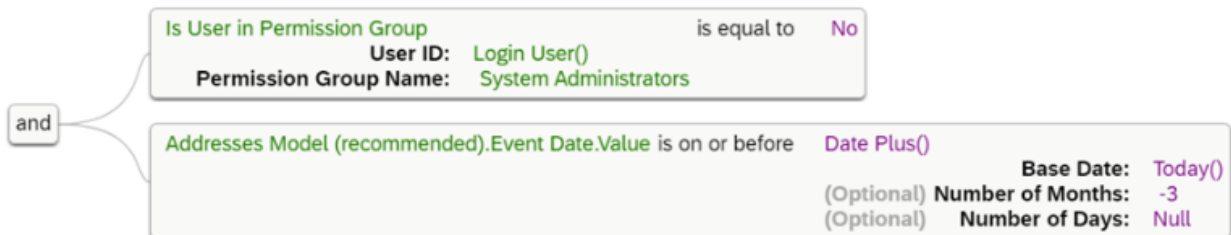


Then

Raise Message " ErrorAddressChange " with Error severity
Address Change cannot be older than 3 months

d)

If



Then

Raise Message " ErrorAddressChange " with Error severity
Address Change cannot be older than 3 months

Answer: d

Question: 4

What happens when you report a newly hired employee as a no-show?

Please choose the correct answer.

- a) A new Job information record is created to deactivate the employee.
- b) The job Information record is deleted.
- c) The employee is moved back to Manage Pending Hire.
- d) The employee is deactivated in the system after 30 days from hire date.

Answer: a

Question: 5

As part of the implementation team, you are assigned to create the business rules to automate the customer's processes. The customer's requirements are as follows:

- Raise an error message when Job Relationship information is left blank during the new hire process.
- Create a cross-entity rule that will add a monthly car allowance of \$500 when employees are transferred to another location.
- Raise an error message when users outside of the System Administrators permission group try to predate Address change 3 months past.

How will you create the cross-entity rule for the car allowance?

Please choose the correct answer.

a)

The screenshot shows the 'Create' rule configuration in the 'Compensation Model'. The rule is named 'Compensation Model.Employment Details Model.Job Information Model.Location.Value is not equal to Compensation Model.Employment Details Model.Job Information Model.Location.Previous Value'. The rule's description is 'The rule selects one entry from the collection "Compensation Information" where...'. The rule's action is 'Populate Compensation Model.Employment Details Model.Compensation Information ≡ Compensation ≡ with:'. The rule's parameters are listed as follows:

Parameter	Value
Currency	USD
Event Date	Compensation Model.Event Date.Value
Frequency	Annual (ANN)
Pay Component	Monthly Car (MONCAR)
Amount	500

b)

if

Job Information Model.Location.Value is not equal to Job Information Model.Location.Previous Value

Then

Create Job Information Model.Employment Details Model.Spot Bonus

Populate Job Information Model.Employment Details Model.Spot Bonus with:

Issue Date	Job Information Model.Event Date.Value
Type	Monthly Car (MONCAR)
Currency Code	USD
Amount/Percentage	500

c)

```

if Job Information Model.Location.Value is not equal to Job Information Model.Location.Previous Value
then
  Create Job Information Model.Employment Details Model.Compensation with:
    Event Date Job Information Model.Event Date.Value
    Amount 500
    Pay Component Monthly Car (MONCAR)
    Currency USD
    Frequency Monthly (MON)

```

d)

**Answer: c****Question: 6**

On the jobInfo HRIS element, where do you assign the catch-all rule for event reason derivation?

Please choose the correct answer.

- a) Below all onChange rules
- b) Above all onChange rules
- c) Below all onSave rules
- d) Above all onSave rules

Answer: c**Question: 7**

As part of the implementation team, you are assigned to create the business rules to automate the customer's processes. The customer's requirements are as follows:

- Raise an error message when Job Relationship information is left blank during the new hire process.
- Create a cross-entity rule that will add a monthly car allowance of \$500 when employees are transferred to another location.
- Raise an error message when users outside of the System Administrators permission group try to predate Address change 3 months past.

How will you assign the Address Change rule?

Please choose the correct answer.

- a) Assign as onPostSave
- b) Assign as onSave
- c) Assign as onChange
- d) Assign as saveAlert

Answer: b

Question: 8

As part of the implementation team, you are assigned to create the business rules to automate the customer's processes. The customer's requirements are as follows:

- Raise an error message when Job Relationship information is left blank during the new hire process.
- Create a cross-entity rule that will add a monthly car allowance of \$500 when employees are transferred to another location.
- Raise an error message when users outside of the System Administrators permission group try to predate Address change 3 months past.

How do you create a rule to raise a message during the new hire process?

There are 2 correct answers to this question.



a)

Scenario: Trigger Rules to Validate HRIS Elements [Change Scenario](#)


Basic Information

Start Date 01/01/1900
Description
Base Object Job Information Model

Parameters

Name	Object
Context	System Context 
Job Information Model	Job Information Model 

If

Job Information Model.Employment Details Model.Job Relationships Model  is equal to Null
The rule selects one entry from the collection "Job Relationships Model" where...

Then

Raise Message " jobRelationshipMessage " with Error severity
Add HR Manager



b)

Scenario: Trigger Rules to Validate HRIS Elements [Change Scenario](#)

Basic Information

Start Date 01/01/1900
Description
Base Object Job Relationships Model

Parameters

Name	Object
Context	System Context 
Job Relationships Model	Job Relationships Model 

If

Job Relationships Model. Name .Value is equal to Null

Then

Raise Message " jobRelationshipMessage " with Error severity
Add HR Manager


c)

Scenario: Trigger Rules for Hire/Rehire [Change Scenario](#)

Basic Information

Start Date 01/01/1900
Description
Base Object Type Employee Information Model

Parameters

Name	Object
Context	System Context 
Employee Information Model	Employee Information Model

If

Employee Information Model.Job Relationships. Name .Value is equal to Null

Then

Raise Message " jobRelationshipMessage " with Error severity
 Add HR Manager



d)

Scenario: Trigger Rules to Generate Employee Central Alerts [Change Scenario](#)

Basic Information

Start Date 01/01/1900
Description
Base Object Job Information Model

Parameters

Name	Object
Context	System Context 
Job Information Model	Job Information Model 
Alert	Alert

If

Job Information Model.Employment Details Model.Job Relationships ≡. Name is equal to Null
 The rule selects one entry from the collection "Job Relationships" where...

Then

Set Alert.Alert Message to be equal to Job Relationship Message (sample_jobRel)

Answer: a, c

Question: 9

Your customer would like the Employee Class field from the employee's Job Information block to be available in performance forms.

Which section of the Succession data model must you configure to meet this requirement?

Please choose the correct answer.

- a) <standard-element>
- b) <hris-element>
- c) <background-element>
- d) <hris-sync-mappings>

Answer: d

Question: 10

What distinguishes a one-to-many association from a one-to-one association in the user interface?

There are 2 correct answers to this question.

- a) A one-to-one association displays as a separate section in the foundation record.
- b) A one-to-many association displays as a field in the foundation record.
- c) A one-to-many association displays as a separate section in the foundation record.
- d) A one-to-one association displays as a field in the foundation record.

Answer: c, d

Full Online Practice of C_THR81_2311 Certification

ERPPREP.COM presents authentic, genuine and valid practice exams for SAP SF EC Certification, which is similar to actual exam. We promise 100% success in very first attempt. We recommend going ahead with our online practice exams to perform outstandingly in the actual exam. We suggest to identify your weak area from our premium practice exams and give more focus by doing practice with SAP system. You can continue this cycle till you achieve 100% with our practice exams. Our technique helps you to score better in the final C_THR81_2311 exam.

Start Online practice of C_THR81_2311 Exam by visiting URL

<https://www.erpprep.com/sap-cloud-certification/sap-successfactors-employee-central-sf-ec>